




**What about the animals .....**



---



---

---

---

---

---



---


---

---

---

---

---



**The Leonis Adobe  
Historical Museum**

By \_\_\_\_\_

## Instructions

### Front of Brochure:

1. Choose either a picture of one of the Leonis Adobe buildings or draw one of the buildings on the front cover.
2. Put the student name on the “by \_\_\_\_\_” line.

### A Little about History

1. With the students, go over the history of the Leonis Adobe in bullet points
2. Using sentence frames, if you choose, have the students write a short history of the Adobe.

### What you can do there

1. Brainstorm with the students the activities that they participated in at the Adobe.
2. Using a sentence frame, if you choose, have the students write 5 sentences including 5 different activities.

### What about the animals

1. Have the students choose 4 different animals and cut out their pictures.
2. Paste the pictures over the squares on the back page.
3. Brainstorm with the students why each type of animal was kept at the Adobe.
4. Have the students write a sentence about each type of animal and its uses.



longhorn steer



horses



turkey



rooster



hen



goat



sheep



guinea hens



Leonis Adobe



horno oven



barn



tank house



bath house



Plummer House